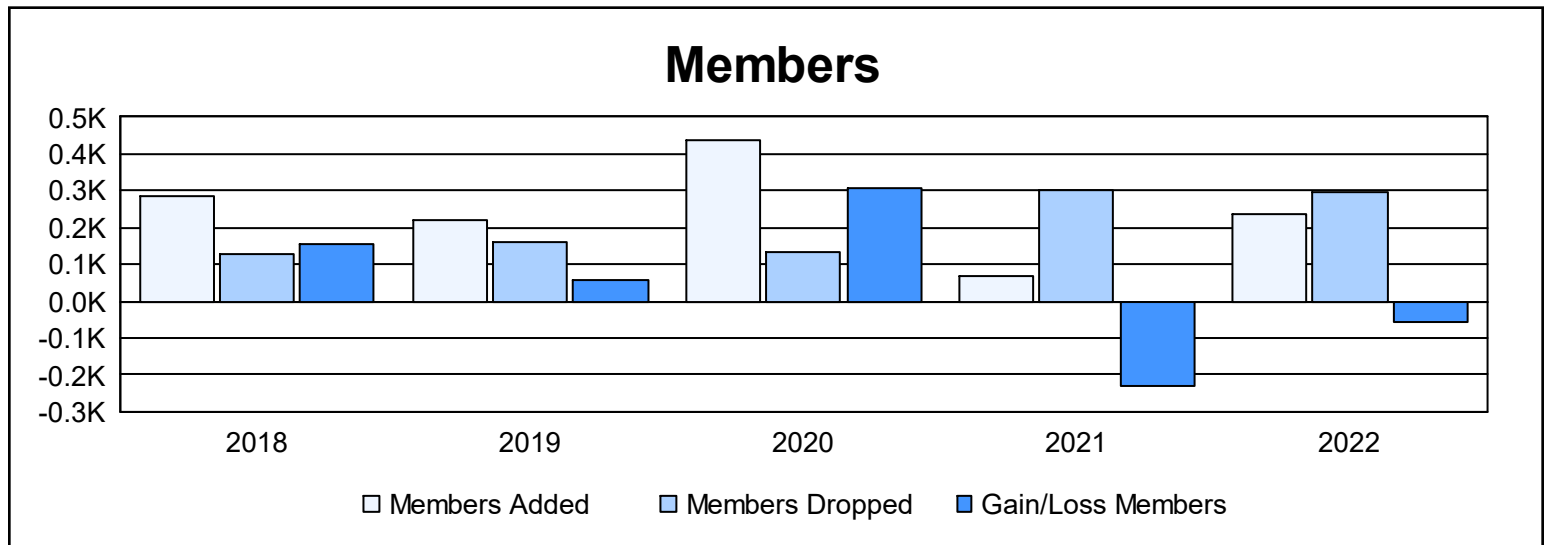
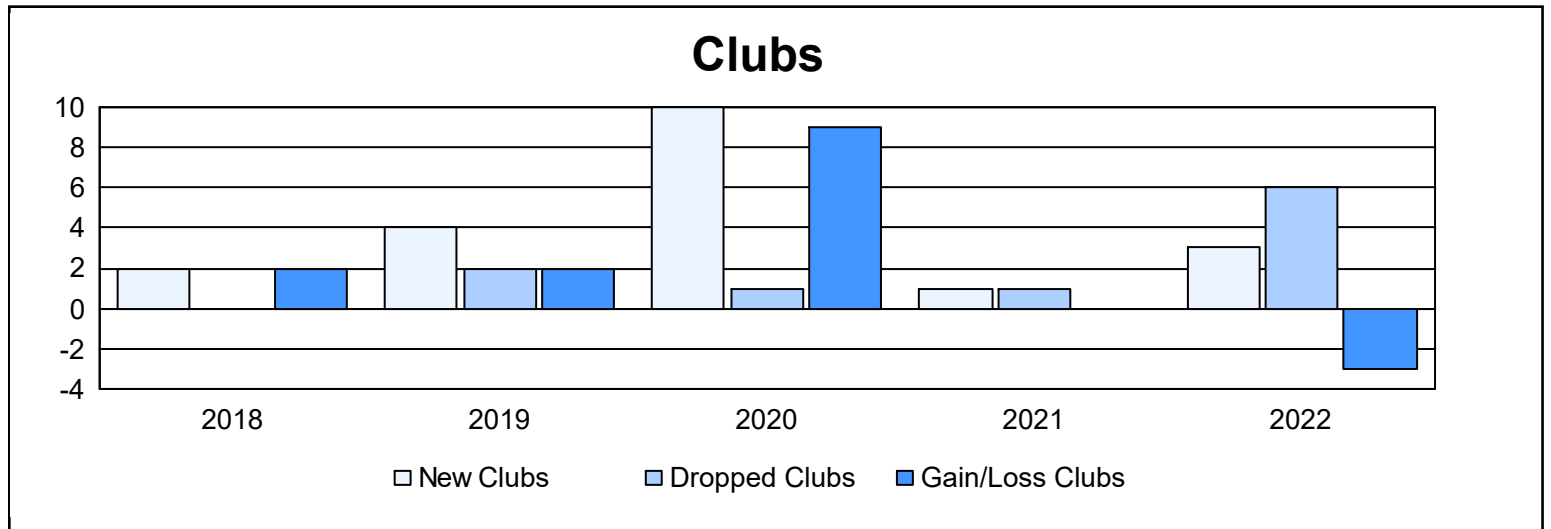
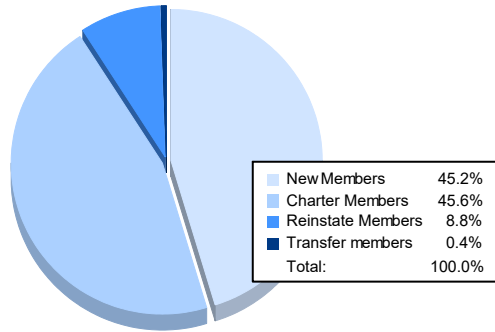


| Year | New Clubs | Dropped Clubs | Gain/ Loss Clubs | New Members | Charter Members | Reinstate Members | Transfer Members | Total Member Added | Total Members Dropped | Gain/ Loss Members |
|----------------|-----------|---------------|------------------|-------------|-----------------|-------------------|------------------|--------------------|-----------------------|--------------------|
| 2017-2018 | 2 | 0 | 2 | 207 | 61 | 3 | 12 | 283 | 130 | 153 |
| 2018-2019 | 4 | 2 | 2 | 101 | 115 | 2 | 2 | 220 | 161 | 59 |
| 2019-2020 | 10 | 1 | 9 | 183 | 248 | 6 | 2 | 439 | 133 | 306 |
| 2020-2021 | 1 | 1 | 0 | 47 | 20 | 0 | 0 | 67 | 299 | -232 |
| 2021-2022 | 3 | 6 | -3 | 108 | 109 | 21 | 1 | 239 | 297 | -58 |
| Average | 4 | 2 | 2 | 129 | 111 | 6 | 3 | 250 | 204 | 46 |



Membership Composition June 2022 Cumulative



Gender Composition June 2022 Cumulative

